



AUTOMATED HEATER

- 400KW -

THE NEW GENERATION LITZKEE AUTOMATED HEATER WAS DESIGNED AND DEVELOPED TO BE THE MOST COST EFFICIENT AND TECHNOLOGICAL HEATER ON THE MARKET. THIS HEATER IS ONE OF ITS KIND DUE TO THE FACT THAT IT WAS DESIGNED TO MAINTAIN ITSELF, THE HEATER AUTOMATICALLY FEEDS COAL AND DISPOSE OF ITS ASHES. THE PLC AND VSD PROGRAMMING IS DONE IN SUCH A WAY THAT THIS PRODUCT'S ELECTRICITY USAGE IS LOWER THAN YOUR NORMAL HEATER.

GENERAL DETAILS

ESTIMATE WEIGHT : 2500KG
150KG COAL USAGE PER 12HOUR SHIFT ESTIMATE
SIZE WITH HOPPER & DUCTINGS : 4M X 2.8M X 3M (H)
SLAB REQUIRED : 5M X 5M X 150MM

MATERIAL USED

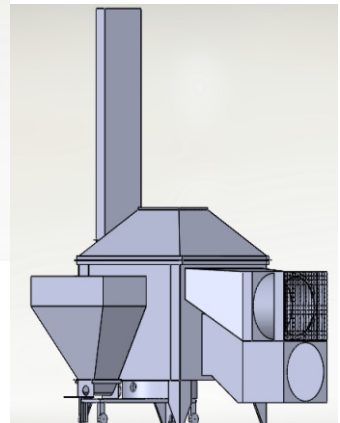
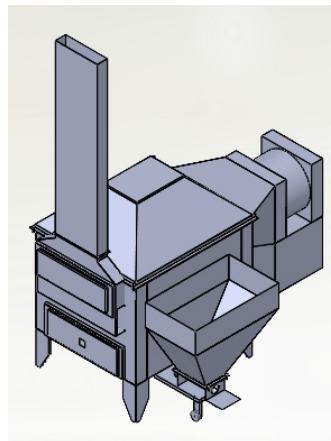
409 S/STEEL CHIMNEY
409 S/STEEL COAL HOPPER
430 S/STEEL CLADDING
6MM DOME
2.5 MM & 3MM BODY
2MM DUCTINGS
50MM X 3MM ROUND TUBE PIPING

ELECTRONICS

PLC & 5.5KW VSD & GSM PROGRAMMING
3 PHASE ELECTRICITY REQUIRED
KVA USAGE PER HEATER : 9KVA
DIRECT DRIVE GEARBOX
5.5KW MAIN MOTOR
0.75KW STOKER FAN MOTOR
0.37KW SCRAPER DRIVE
0.37KW AUGER DRIVE
DELTA TEMP CONTROLLERS
ZEST / SWAN COMPONENTS

DUCTINGS & LAYFLATS

BOTTOM DUCTING : BLOWER / 760MM DIA
TOP DUCTING : SUCTION
LAYFLAT REDUCTION : 760MM DIA TO 560MM DIA
DOUBLE ROW LAYFLAT PREFERRED

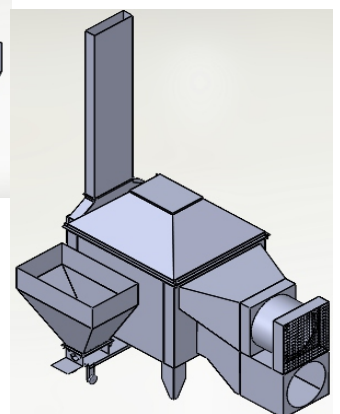
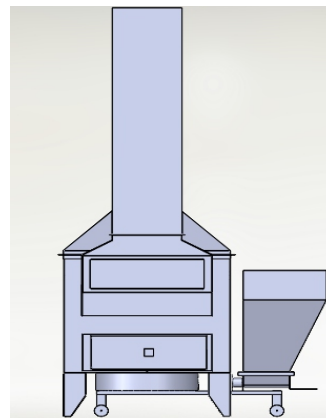


CONTACT:

ARNAND CALITZ
071 899 0732

HESTINE CALITZ
063 698 7182

WWW.LITZKEE.CO.ZA



!!! 3 MONTH/CYCLE SERVICE PLAN INCLUDED WITH PURCHASE !!!